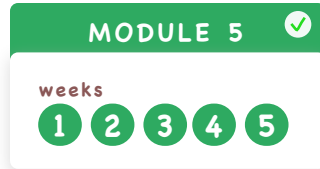
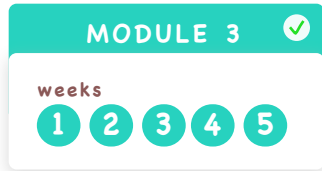
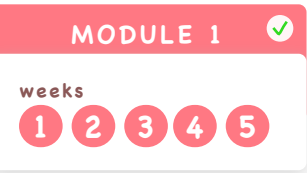


myPrODG[®]

MODULES

The learning experience is broken up into 5-week chunks called modules.



We don't believe the learning journey is definite.

Our prodigies continue to grow, with each module increasing in complexity, till they have enough to go take on the world!

Module I

Learning Path

journey



1

week 1

introduction to website development

Concepts

The Structure of a webpage

Introduction to HTML5

Building Blocks of a webpage(LEGO[®] Analogy)*

*We design the conceptual elements of the curriculum based on Tola's interests in LEGO[®] Bricks

Concepts



Html Tags

Body Tags

Title Tags

Technologies



HTML5

Challenge



Create an HTML page

Add a title to the website

Use a body tag on your website

week

2

3

week 3

More on page elements

Concepts



Header Tags

Paragraph Tags

Technologies



HTML5

Challenge



Use header tags on your website

Use paragraph tags on your website

Concepts 

Style Tags

Putting It All Together

Technologies 

CSS 3

Challenge 

Use the text style tags on your website

5

week 5

Final Class in Module

Agenda

Revision of all past Lessons

Final Project topic selection*


* The project is to be submitted to an online portal for approval. Upon a successful submission and acceptance, the student will be awarded with a ProDG Module I medal, which will be publicly accessible on our myprody on the myProDG alumni hub.



CONGRATULATIONS

ON GETTING YOUR MODULE I MEDAL

Tola!



We are excited to have Tola start her journey of becoming a ProDG[®] with us, and our tutors can't wait for their learning journey to begin!